





District Health Assessment for Multiple District 354 through November 2025

|  | | Clubs | | | | | | | Membership | | | | | | | Member Strength | | Cancellation | | Reports | | | Finance | | Leadership | | |
|--|---|--------------|---------------------|-------------|--|-----------|-----------------|------------------------|---------------------------------|-------------------------------------|-----------------------------|---------|----------|--|---|----------------------------|-------------------------------|--------------------------------------|----------------------------|-------------------------------------|------------------------------|----------------------|----------------------------------|----------------------------------|--------------------------------|----------------------------------|--------------------------------|
| District Name | Status/ Number of Months in Status * | Active Clubs | Clubs in Status Quo | Total Clubs | % Status Quo Clubs in Financial Suspension | New Clubs | Cancelled Clubs | YTD Net Club Gain/Loss | Current Members In Active Clubs | Current Members In Status Quo Clubs | Current Total Members Count | YTD Add | YTD Drop | YTD NetGrowth (includes Active and Status Quo) | YTD NetGrowth% (includes Active and Status Quo) | Member Count 12 Months Ago | Average Member Count Per Club | % of Clubs with less than 20 members | Average Cancelled Club Age | Members Lost Due to Cancelled Clubs | % of Clubs Reporting Service | % No MMR in 3 Months | % No Officer Report in 12 months | % of Clubs with balance 90+ days | Number of Zone Chairs Recorded | Number of Region Chairs Recorded | District Officers Vacancies ** |
| 354 A | | 66 | 9 | 75 | 100% | 0 | 0 | 0 | 1860 | 107 | 1967 | 127 | 110 | 17 | 0.87% | 1,963 | 28 | 32% | 0 | 0 | 57% | 52% | 5% | 40% | 19 | 8 | GLT,GST |
| 354 B | | 149 | 5 | 154 | 100% | 1 | 1 | 0 | 5248 | 71 | 5319 | 343 | 262 | 81 | 1.55% | 5,624 | 35 | 16% | 17 | 12 | 0% | 23% | 5% | 6% | 27 | 13 | |
| 354 C | | 83 | 1 | 84 | 100% | 2 | 0 | 2 | 1719 | 5 | 1724 | 151 | 61 | 90 | 5.51% | 1,724 | 21 | 49% | 0 | 0 | 0% | 74% | 2% | 27% | 9 | 5 | GLT,GMT,GST |
| 354 D | | 193 | 9 | 202 | 100% | 3 | 0 | 3 | 5434 | 190 | 5624 | 380 | 1304 | -924 | -14.11% | 6,362 | 28 | 32% | 0 | 0 | 0% | 63% | 9% | 9% | 0 | 0 | GLT,GST |
| 354 E | | 94 | 9 | 103 | 100% | 2 | 0 | 2 | 2944 | 271 | 3215 | 262 | 192 | 70 | 2.23% | 3,299 | 31 | 16% | 0 | 0 | 0% | 40% | 2% | 18% | 0 | 1 | GLT,GST |
| 354 F | | 75 | 3 | 78 | 100% | 2 | 0 | 2 | 1851 | 66 | 1917 | 214 | 217 | -3 | -0.16% | 1,933 | 25 | 38% | 0 | 0 | 0% | 32% | 67% | 37% | 0 | 0 | GLT,GST |
| 354 G | | 54 | 0 | 54 | 0% | 0 | 0 | 0 | 2597 | 0 | 2597 | 106 | 95 | 11 | 0.43% | 2,647 | 48 | 6% | 0 | 0 | 0% | 50% | 0% | 0% | 0 | 0 | GLT,GST |
| 354 H | | 54 | 3 | 57 | 100% | 0 | 0 | 0 | 1585 | 81 | 1666 | 95 | 137 | -42 | -2.46% | 1,674 | 29 | 23% | 0 | 0 | 81% | 30% | 0% | 12% | 18 | 6 | 2nd VDG |
| | | 768 | 39 | 807 | 100% | 10 | 1 | 9 | 23238 | 791 | 24029 | 1678 | 2378 | -700 | -2.83% | 25,226 | 31 | 27% | 17 | 12 | 11% | 46% | 11% | 17% | 73 | 33 | |




District Health Assessment for Multiple District 355 through November 2025

|  | | Clubs | | | | | | | Membership | | | | | | | Member Strength | | Cancellation | | Reports | | | Finance | Leadership | | | |
|--|---|--------------|---------------------|-------------|--|-----------|-----------------|------------------------|---------------------------------|-------------------------------------|-----------------------------|---------|----------|--|---|----------------------------|-------------------------------|--------------------------------------|----------------------------|-------------------------------------|------------------------------|----------------------|----------------------------------|----------------------------------|--------------------------------|----------------------------------|--------------------------------|
| District Name | Status/ Number of Months in Status * | Active Clubs | Clubs in Status Quo | Total Clubs | % Status Quo Clubs in Financial Suspension | New Clubs | Cancelled Clubs | YTD Net Club Gain/Loss | Current Members In Active Clubs | Current Members In Status Quo Clubs | Current Total Members Count | YTD Add | YTD Drop | YTD NetGrowth (includes Active and Status Quo) | YTD NetGrowth% (includes Active and Status Quo) | Member Count 12 Months Ago | Average Member Count Per Club | % of Clubs with less than 20 members | Average Cancelled Club Age | Members Lost Due to Cancelled Clubs | % of Clubs Reporting Service | % No MMR in 3 Months | % No Officer Report in 12 months | % of Clubs with balance 90+ days | Number of Zone Chairs Recorded | Number of Region Chairs Recorded | District Officers Vacancies ** |
| 355 A | | 165 | 0 | 165 | 0% | 3 | 0 | 3 | 6042 | 0 | 6042 | 496 | 327 | 169 | 2.88% | 6,459 | 37 | 18% | 0 | 0 | 2% | 33% | 2% | 0% | 0 | 0 | GLT,GST |
| 355 B1 | | 85 | 0 | 85 | 0% | 1 | 0 | 1 | 3540 | 0 | 3540 | 374 | 128 | 246 | 7.47% | 3,514 | 42 | 9% | 0 | 0 | 0% | 41% | 2% | 8% | 38 | 8 | GLT,GST |
| 355 B2 | | 57 | 0 | 57 | 0% | 0 | 0 | 0 | 1814 | 0 | 1814 | 79 | 38 | 41 | 2.31% | 1,927 | 32 | 16% | 0 | 0 | 5% | 72% | 37% | 4% | 15 | 4 | 2nd VDG |
| 355 B3 | | 68 | 1 | 69 | 100% | 0 | 1 | -1 | 2979 | 29 | 3008 | 197 | 72 | 125 | 4.34% | 2,998 | 44 | 10% | 35 | 1 | 87% | 46% | 1% | 1% | 0 | 0 | |
| 355 C | | 104 | 0 | 104 | 0% | 0 | 0 | 0 | 4494 | 0 | 4494 | 283 | 310 | -27 | -0.60% | 4,712 | 43 | 9% | 0 | 0 | 88% | 31% | 1% | 0% | 19 | 9 | GLT,GST |
| 355 D | | 82 | 3 | 85 | 100% | 1 | 1 | 0 | 2620 | 32 | 2652 | 330 | 171 | 159 | 6.38% | 2,617 | 32 | 22% | 17 | 0 | 0% | 40% | 4% | 6% | 29 | 8 | GLT,GST |
| 355 E | | 52 | 6 | 58 | 100% | 0 | 0 | 0 | 1678 | 198 | 1876 | 131 | 138 | -7 | -0.37% | 2,006 | 32 | 14% | 0 | 0 | 0% | 45% | 95% | 43% | 0 | 0 | GLT,GST |
| | | 613 | 10 | 623 | 100% | 5 | 2 | 3 | 23167 | 259 | 23426 | 1890 | 1184 | 706 | 3.11% | 24,233 | 38 | 14% | 26 | 1 | 25% | 41% | 14% | 6% | 101 | 29 | |



District Health Assessment for Multiple District 356 through November 2025

|  | | Clubs | | | | | | | Membership | | | | | | | Member Strength | | Cancellation | | Reports | | | Finance | Leadership | | | |
|--|---|-----------------|------------------------------|----------------|--|--------------|--------------------|-------------------------------------|--|---|--------------------------------------|------------|-------------|--|---|-------------------------------------|--|--|-------------------------------------|---|---------------------------------------|-------------------------------|---|---|--|--|---|
| District Name | Status/ Number of Months in Status * | Active Clubs | Clubs in Status Quo | Total Clubs | % Status Quo Clubs in Financial Suspension | New Clubs | Cancelled Clubs | YTD Net Club Gain/ Loss | Current Members In Active Clubs | Current Members In Status Quo Clubs | Current Total Members Count | YTD Add | YTD Drop | YTD NetGrowth (includes Active and Status Quo) | YTD NetGrowth% (includes Active and Status Quo) | Member Count 12 Months Ago | Average Member Count Per Club | % of Clubs with less than 20 members | Average Cancelled Club Age | Members Lost Due to Cancelled Clubs | % of Clubs Reporting Service | % No MMR in 3 Months | % No Officer Report in 12 months | % of Clubs with balance 90+ days | Number of Zone Chairs Recorded | Number of Region Chairs Recorded | District Officers Vacancies ** |
| | 356 A | 114 | 1 | 115 | 100% | 0 | 0 | 0 | 4112 | 13 | 4125 | 445 | 166 | 279 | 7.25% | 4,428 | 36 | 10% | 0 | 0 | 0% | 35% | 100% | 40% | 0 | 0 | 2nd VDG, GLT, GST |
| | 356 B | 70 | 4 | 74 | 100% | 1 | 0 | 1 | 1545 | 37 | 1582 | 178 | 89 | 89 | 5.96% | 1,605 | 22 | 47% | 0 | 0 | 0% | 58% | 9% | 18% | 17 | 5 | 1st VDG, 2nd VDG, GLT, GST |
| | 356 C | 83 | 23 | 106 | 100% | 1 | 1 | 0 | 3580 | 628 | 4208 | 341 | 151 | 190 | 4.73% | 4,220 | 43 | 15% | 1 | 0 | 0% | 59% | 14% | 25% | 2 | 10 | GLT, GST |
| | 356 D | 101 | 1 | 102 | 100% | 0 | 2 | -2 | 3235 | 24 | 3259 | 215 | 142 | 73 | 2.29% | 3,455 | 32 | 21% | 7 | 0 | 9% | 48% | 1% | 15% | 24 | 9 | |
| | 356 E | 106 | 0 | 106 | 0% | 3 | 0 | 3 | 4622 | 0 | 4622 | 449 | 192 | 257 | 5.89% | 4,706 | 44 | 9% | 0 | 0 | 0% | 30% | 3% | 10% | 26 | 10 | GLT, GST |
| | 356 F | 86 | 2 | 88 | 100% | 0 | 1 | -1 | 2735 | 67 | 2802 | 131 | 130 | 1 | 0.04% | 2,949 | 32 | 20% | 43 | 0 | 0% | 56% | 2% | 25% | 13 | 8 | GLT, GST |
| | | 560 | 31 | 591 | 100% | 5 | 4 | 1 | 19829 | 769 | 20598 | 1759 | 870 | 889 | 4.51% | 21,363 | 37 | 19% | 15 | 0 | 2% | 47% | 24% | 23% | 82 | 42 | |

* - District Status: P - Provisional, T - Transitional.

** - District Officers Vacancies: DG - District Governor, 1st VDG - First Vice District Governor, 2nd VDG - Second Vice District Governor.